



**May 2022**

Welcome to the May edition of the Grail and may I firstly apologise for its late entry. The old brain is not as fast as it used to be....nor is the typing finger!

I would like to thank those group members who have submitted articles and pictures. I will make every effort to include everything that is sent to me including any Train items for Sale. I would like to point out that any sales are a private matter between the seller and buyer, and the Grail is only there to let members know what is being sold etc. If you do send in items that are for sale I would be more than happy to put both parties in touch with each other at your request, or if the seller was happy to supply a telephone number I could include that in the sale details. As summer is fast approaching, if anyone has a planned open day do please let me know in plenty of time so I can let members know.

The next planned club meeting is the Saturday 7 May. Normally as you know our meetings are the second Saturday of each month, but as Saturday the 14 May is the Llangollen Garden Railway Festival our club meet was brought forward just for May so members could attend the show. Details for the show are as below:

**LLANGOLLEN**  
**GARDEN RAILWAY FESTIVAL**  
[www.lgrf.co.uk](http://www.lgrf.co.uk)

# LLANGOLLEN GARDEN RAILWAY FESTIVAL

**Saturday, May 14<sup>th</sup> 2022** (10am - 4:30pm)  
Free Parking, Admission: £10. Accompanied children: Free

### Layouts

- 16mm Modular
- Glyn Valley Tramway 16mm layout
- G Scale NWAG Exhibition layout
- G Scale Society
- Hampton End
- Kingsdown Road
- Neston Colliery Plateway
- Pentre
- Phurcombe Hall
- Ride-on Railway
- Walt's Playmobile

### Traders

Accucraft UK	James Hilton Custom Model Railways
All Components	7/8ths Scale Model Display
Anything Narrow Gauge	John Sutton Models
Aztec Oils	Just the Ticket
Barrett Steam Models	Locoworks
Blackcat Bridges	Malcs Models
Bole Laser Craft	Micron Radio Control
Cambrian Models	Motley Miniatures
Cedar Creek Railroad at Old Mill	MVL Bridges
Farmhouse B&B	Pendle Valley Workshop
Chalk Garden Rail	Pennygillam Mine
Chuffed 2 Bits	Peter Korzilius
Coach and Wagon	PowerBond
Currinn books	PS Models
Dean Goods	Resurgum Rolling Stock
Derails	Sandringham Garden Crafts
Diggie and Leesbrook Models	Sixteen Mills
DJB Model Engineering Ltd	SLR Models
D.T. Miniatures	SMTF
Dylcom Models	Squires Tools
Endon Valley Custom Decal	Timpdon
Essel Engineering	Tony Green Steam Models
Fosworks	Whitegates Engineering
Garden Railways Ltd	Woodbury Models
Garden Railway Specialists	Wood Valley Works
Greenwood and Pring	Worsley Works
G Scale Models	

**Ticketing:**  
to avoid disappointment on the day book your tickets in advance from our online Box Office on the website. (Subject to availability)



Scan box with your mobile phone camera

[www.lgrf.co.uk](http://www.lgrf.co.uk)

The Pavilion, Abbey Road, Llangollen, LL20 8SW  
For full details visit: [www.lgrf.co.uk](http://www.lgrf.co.uk)

## **Information**

During April this year Roy Crofton attended the AGL meeting and kindly submitted the following information for members:

I took part in the Area Group Leaders meeting wearing my Llanfair Project hat but promised to report back to the Mid Wales group anything of interest or relevance to us. However there is in all honesty not much to report.

Discussions entered about establishing a standard for modular layouts so that large exhibition layouts could be put together with contributions from various Area Groups. However nobody could tell me how and where/when such layouts would be used: in fact the only driving force was the notion that the 16mm people were establishing one and therefore perhaps so should we! Personally I think our group needs to concentrate on our own layout rather than a scene display which, by its very nature, will always look 'bitty' and in my view unattractive but the Committee are looking at the idea. Judging by the AGL's responses there is little support for the idea.

The only other topic other than purely administrative matters was ways and means of expanding membership and participation. Having seen the episode of "Chasing Toys" on the 'History' Chanel of UKTV I do not anticipate a breakthrough any time soon but I do have one or two suggestion which I put to the meeting and which the Committee are considering: The first I'd abolishing the Family Membership option and in effect making ALL memberships family memberships, simplifying administration and encouraging family members to come aboard. My second and more radical suggestion, that would require a bird of all members at an AGM, is that we should change the name of The Society to "The Garden Railway Society" making our purpose and intent much more clear to the public - what is GScale anyway? A title incorporating the words "Garden" and "Railways" would actually tell the public what we are about. I also think we should encourage membership from those running ALL trains outdoors in all the popular scales as that which we have in common is far greater than that which divides us. I shall be proposing such a motion at the forthcoming AGM and hope that you will support it.


Finally, we have an admission from Märklin/LGB that they have no real interest in the UK market and will continue to produce Continental and American outline models ( at exhibitant prices I might add). There are however moves afoot within The Society for members to produce AND SHARE the CAD files for members to load and print on the increasingly available and affordable 3d printers on the market, producing parts and even complete body shells to convert readily available chassis into interesting models at affordable prices. Given the poor availability of detail parts - the bits that frequently go astray from all makes - this is an idea I wholeheartedly support.

### March 2022 club meet pictures



Honestly....more people did turn up later!







Unfortunately there are no pictures for the April meet, so hopefully we can make up for it during the May meet (note to self.....don't leave camera at home!)

## Members pictures & Projects

Pictures of Melanie-Jane locomotives.....now I think we can see why we need the best radius curves we can get on our new planned layout as these are pretty impressive.





A little background information and pictures from Nicola & Tim's

'Botchit' Railway:





We have just completed the track around the garden and are now on the snagging list.

Botchit as I am sure you realised is a play on "botched" as our attempts are definitely in this category.

Tims autism is unusual in that his obsessions do not include attention to detail or realism that many expect. He mixes and matches in very surreal ways so we will have characters from Dr Who mixing with Peppa Pig or the Tweenies. So I hope that the combinations and the eventual stations and scenarios we will be creating over time do not offend any bodies sensibilities 😊.

The main Characters are the General Manager - Tim, Alastair - chief bodgger and Dad. Emily - master bricklayer and wobbly pillar creator (friend of family) and me - clearerupper and vittles supplier

Our Garden has a substantial slope and is just under an acre.

The Train shed at the back of the garden is ground zero. We have a 6% slope on the garden so have worked on an average of 2% for the track so that the Botchit Viaduct at the Front of the garden is only a nail biting 5'6" at its highest.

We have Many features that will become labelled features In time. WaspNest Trench is the first to be negotiated when exiting the train shed from the right. This is closely followed by Polytunnel Gap, ExVegPatch Straight, the Plum Tree Pass/Tunnel, Climbing Frame Halt, leading on to the Botchit Viaduct. This leads to the Blue Playhouse Leisure Complex (where we have a recreation of the Malvern Splash Leisure complex for dolls - another Covid creation and long story). Moving on we cross the Swing Bridge over the driveway and proceed to behind the Workhouse (Tims static caravan den) with views of the field. On to Roadsign Pass and Composting corner. After this there is a left hand run under the RedBridge towards Outhouse Bends, Patio Electric Branchline and then off to the Conservatory Station and Turntable. The return takes us over the RedBridge on to Chicken Shed Junction and back to the Trainshed Terminus.



We have only got track power on the Patio Oval and the Train Shed Oval. Currently we have a battery diesel as seen on these photos, an Accucraft Ragleth and the amazing LGB toy battery train which has been the crash test dummy held together with lots of elastic bands.

We have mostly dug in and cemented posts but where the tree roots were too much we have a mix of brick pillars and decking blocks with posts. The planks are covered in roofing felt - unfortunately different batches so we do have a colour mix. The trench is inspired by visits to the battlefields in Northern France. Only vegetable and fruits were injured in the construction apart from a few wasp stings.

We hope one day we will be able to have an open day and see if anyone is brave enough to attempt the Botchit Railway.

**Thank you to Nicola & Tim for a great little article. If any more members have such a story to tell.....please lets have it!**

At long last I have indeed started my own railway. I am only at the digging stage, and sadly this is being undertaken by hand and unlike Nicola and Tim, I have no way of getting a mechanical digger in the area that has been grabbed in the garden. I will put in regular pictures and information as things progress so please watch this space!

Kev P :)

**Here is a little article kindly sent to me by Steve Thornhill**

# **AUTUMN RUNNING**



The leaves are falling fast but there is sun. So any reasonable opportunity is taken. I put away the decorating brush and rush out much to the annoyance of the 'indoor authorities'!. Once the track has been swept stock is put out. However as soon as this is done it is time to clear the track once again ah well etc.....




**If you have recently sent an article or pictures for the Grail please be assured it will be submitted next time.....trying not to put all the eggs into one basket so to speak.**

## **Sales & Wanted**

Items for sale by Steve Thornhill:



**£2.00**



**£2.00**



**£2.00**



**£5.00**

**Monies from the above will be going to charity. If you do not have Steve's contact details, please let me know and I will pass them on.**

## **Wanted**

If anyone has a main case for the LGB 50101 Jumbo DC transformer that they are willing to sell, please let me know as mine is broken.

Kev Pullen

### **Webmaster's Report**

Our website is at : <http://gscalesociety-mwmgroup.co.uk/>

Ian, our webmaster has added a new link to the Home page to make it easier to find back copies of the GRAIL. Quite a number of back copies have been added lately but we are still missing some. If you have any copies of the GRAIL, either in paper or electronic form, dating before October 2013 apart from December 2012, October 2012 and July 2012 , could you please contact Ian either at the email address below or possibly at the clubroom.

As we have a number of new members can I suggest that they take the time to visit the site which is there for MW&M group members to use as they wish to promote the G Scale cause and our group.

We need more content on the site. This can be anything on the subject such as photos (with descriptions), articles about railways, railway tours or construction, ideas for railways, stock modifications, advice or experiences on any related subject etc. The possibilities are limitless.

In the past a "For Sale" page has been suggested - would any of you be interested in that?

The site can be easily expanded to accommodate anything you would like to see included or offer for publication.

If there is anyone who wants to have a complete site dedicated to them and their railway that's possible within the site as well.

Any submissions or ideas for expanding and improving the site will be gratefully accepted. Feel free to comment on what's there already as well – It's your site.

Submissions in any format can be used. If you need any assistance getting material ready just ask. Please don't include personal details such as phone numbers or addresses. Use the site email address and any messages can be forwarded to you. Alternatively, a new email address can be easily created for your personal use.

Ian Payne is the coordinator and can be contacted from the website or direct at :

**The 'GRail' is for all of our members to hopefully enjoy and contribute towards, so if anyone has anything relating to our club, hobby or has articles of ongoing projects relating to Garden Railways please let me know. As long as we have items of interest I am more than willing to put out the GRail on a regular basis for us all to enjoy.**

Kev Pullen....on behalf of the Mid Wales & Marches area group of the G Scale Society.

And Finally:

